

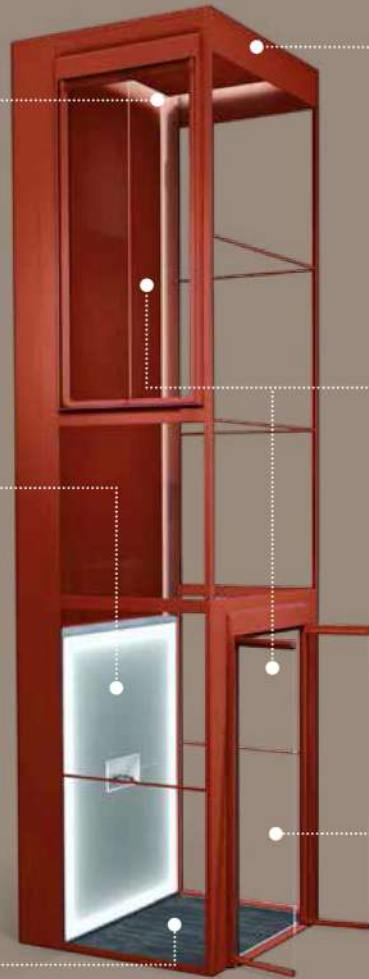
# ARITCO HOMELIFT

## DESIGNLIGHT


### CARRIER AND CONTROL PANEL

The carrier consists of the L-shaped platform and a DesignWall that moves up and down when you travel in the lift. The lift is controlled from the control panel in the middle of the DesignWall. By turning and pushing the unique SmartControl on the control panel, you choose the floor and start the journey.

### LIFT FLOOR



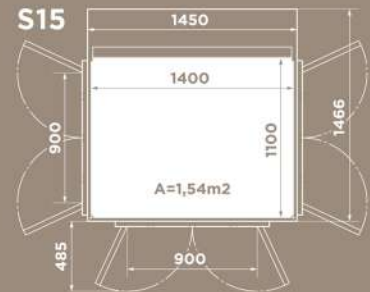
### LIFT COLOUR



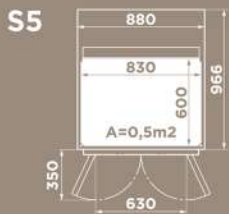
### DOORS

Doors are installed in the lift walls on each floor. The doors are double doors, i.e. two leaves with a central opening. The door leaves are made of glass with painted profiles.

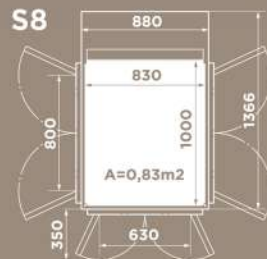
### LIFT GLASS



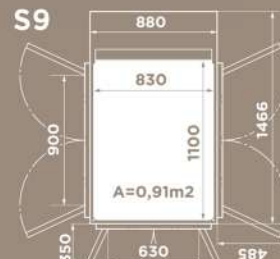
Size: 1100x1400mm  
Rated load: 400 kg / 5 pers.



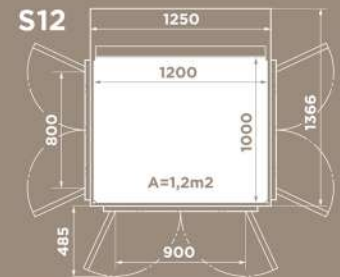
Size: 600x830 mm  
Rated load: 250 kg / 2 pers.



Size: 1000x830 mm  
Rated load: 250 kg / 3 pers.



Size: 1100x830 mm  
Rated load: 250 kg / 3 pers.



Size: 1000x1200 mm  
Rated load: 400 kg / 5 pers.

## Product summary

**TOP HEIGHT**  
**Minimum**  
**2225 to**  
**4000 mm**

### INSTALLATION

**Recessed installation**  
37 mm below floor  
**Installed directly on the floor** with a ramp

**Power supply:**  
230 V 1-phase  
400 V 3-phase

### TYPE OF LIFT

Home lift intended for installation in private homes. Only to be used in buildings without public access.

**INDOOR**  
INSTALLATION ENVIRONMENT



**RATED SPEED**  
Max **0,15 m/s** inside Europe  
Max **0,30 m/s** outside Europe



**DRIVE SYSTEM**  
Patented screw and nut system

### TRAVEL HEIGHT

**250 – 15 000 millimeter**

### CONTROL FROM CARRIER CONTROL PANEL

**Hold to run** – press and hold  
**For installations outside Europe**  
- One touch operation (press one time)

### NUMBER

**2 to 6 floors**



### WARRANTY

Aritco HomeLift comes with a 24 month warranty. The screw and nut assembly has a 10 year warranty.



### TECHNICAL COMPLIANCE

European Machine directive 2006/42/EC  
European standard EN 81-41